



IN-TOUCH PATENTED TECHNOLOGY

WALLPAPER GRAPHIC SYSTEM

LED LIT CUP AREA\*


JUG FACILITY

COFFEE SHOP DRINK RANGE

I-DETECT GUARANTEED VEND SYSTEM

ENERGY SAVING MODE

QUICK CODE FACILITY



## Why Select Coffetek?

Coffetek has more than 30 years experience in the design and manufacture of beverage dispense systems. Our products have been successfully exported throughout Europe and as far afield as the Far East and Australasia. In the UK we have built an enviable reputation for equipment simplicity and reliability achieved through exploiting our experience in product design and innovation. Coffetek is a member of the Azkoyen Group of companies, with origins dating back to 1945 Azkoyen specialise in the design and manufacture of a complete range of merchandising systems. With this combined expertise & resource we are able to offer one of the most comprehensive refreshment solutions in the world.

*\*cost option*

# NEO



# Specification

	SFBT	Instant	DFB	TFB	BTC
<b>HOT</b>					
Fresh Bean to Cup Coffee					✓
Fresh Ground Coffee 1			✓	✓	
Fresh Ground Coffee 2				✓	
Fresh Leaf Tea	✓		✓	✓	✓
Decaff or Regular Instant Coffee			✓	✓	✓
			OR	OR	OR
Soup	✓	✓	✓	✓	✓
Instant Coffee 1	✓	✓			
Instant Coffee 2 (Decaff)	✓	✓			
Tea - Instant		✓			
Cappuccino - Instant Coffee	✓	✓	☆	☆	☆
Cappuccino - Coffee Ground 1			✓	✓	
Cappuccino - Bean To Cup					✓
Espresso - Instant Coffee	✓	✓	☆	☆	☆
Espresso - Ground Coffee 1			✓	✓	
Espresso - Ground Coffee 2			☆	✓	
Espresso - Bean To Cup					✓
Caffe Latte - Instant Coffee	✓	✓	☆	☆	☆
Caffe Latte - Ground Coffee 1			✓	✓	
Caffe Latte - Bean To Cup					✓
Mocachino - Instant Coffee	✓	✓	☆	☆	☆
Mocachino - Ground Coffee 1			✓	✓	

	SFBT	Instant	DFB	TFB	BTC
<b>HOT</b>					
Mocachino - Bean To Cup					✓
Chocolate	✓	✓	✓	✓	✓
Chocomilk	✓	✓	✓	✓	✓
Espresschoc - Instant	✓	✓	☆	☆	☆
Espresschoc - Ground Coffee 1			✓	✓	
Espresschoc - Bean To Cup					✓
Hot Water	✓	✓	✓	✓	✓
Cup Only	☆	☆	☆	☆	☆
<b>CHILLED STILL</b>					
Chilled Water	▲	▲	▲	▲	▲
Syrup 1 Still	▲	▲	▲	▲	▲
Syrup 2 Still	▲	▲	▲	▲	▲
<b>CHILLED CARBONATED</b>					
Carbonated Water	▲	▲	▲	▲	▲
Syrup 1 Carbonated	▲	▲	▲	▲	▲
Syrup 2 Carbonated	▲	▲	▲	▲	▲

## KEY

- ☆ An alternative drink selection
- ▲ Additional cost option

Decaff Drinks – Selecting this option will take you to the Decaff menu offering Decaff Coffee and Decaff specialty drinks.

Dimensions					
Model	Neo	Palma H70	Palma H87	Palma B5	Palma B6
Height (mm)	1830	1830	1830	1830	1830
Depth (mm)	710	865	875	620	882
Width (mm)	698	723	888	725	889
Weight (Kg)	140	270	340	227	340
Electrical	Voltage - 230Vac, 13A Single Phase · Frequency - 50Hz				
Water	Pressure - min .1 MPa (1 Bar) max, .8 MPa (8 Bar) · Supply - 15mm mains supply from rising main terminating in stop cock · Filtration - Industry standard - taste, odour & scale reduction**				
Capacity					
Cups	550				
Selection\ Capacity		ST Snack 12\120, Confectionery 12\180 Total 24\300	ST Snack 12\120, Confectionery 24\360 Total 36\480	5 selections with maximum of 60 cans per selection or 30 bottles per selection	6 selections - 4 with maximum of 108 cans per selection or 54 bottles. 1 selection with 54 cans or 27 bottles. 1 selection with 27 cans only.
		DT Snack 6\60, Confectionery 12\180 Can 6\30, Bottle 6\30 Total 30\300	DT Snack 8\80, Confectionery 16\240 Can 8\40, Bottle 8\40 Total 40\400		
Other					
Payment system	MDB - industry standard cash & cashless systems, Euro ready. Coffetek recommend and supply the Coges range of payment solutions**				

\*\*Cost Option

Canister Capacities	Instant Coffee		Fresh Coffee		Coffee Beans		Leaf Tea		Milk Powder	
	Capacity(g)	Cups	Capacity(g)	Cups	Capacity(g)	Cups	Capacity(g)	Cups	Capacity(g)	Cups
Neo SFBT	1000	625					1800	720	5300	1325
Neo Instant	1000	625							2700	675
Neo DFB			1400	175			1800	720	2700	675
Neo TFB			1400	175			1800	720	2700	675
Neo BTC					1400	175	1800	720	2700	675
Milk Granules			Chocolate		Sugar		Soup			
	Capacity(g)	Cups	Capacity(g)	Cups	Capacity(g)	Cups	Capacity(g)	Cups		
Neo SFBT	2500	625	5300	265	3500	583	2250	188		
Neo Instant	1300	325	2700	135	3500	583	2250	188		
Neo DFB	1300	325	2700	135	3500	583	2250	188		
Neo TFB	1300	325	2700	135	3500	583	2250	188		
Neo BTC	1300	325	2700	135	3500	583	2250	188		



**BRITA**  
Professional  
Coffetek recommend and supply the Brita range of water filters



Coffetek, Unit 1 & 2, Portishead Business Park, Old Mill Road, Portishead, Bristol BS20 7BX, England.


Tel: +44 (0)870 224 5316 Fax: +44 (0)870 224 5317 E-mail: sales@coffetek.co.uk Web: www.coffetek.co.uk

Coffetek pursues a policy of continuing improvement in design and performance of its products. The right is therefore reserved to vary specifications without notice. Colour reproduction is as accurate as possible within the limitations of the printing process.

**CE** This equipment complies and is marked in accordance with the legislative requirements of the European Community.



NEO RANGE FROM COFFETEK



TOUCH SELECTION




NEO







Cool Mono    Iconic    Warm Espresso



## Neo Hot Beverage Machine

Neo from Coffetek brings the coffee shop directly to you, serving a delicious range of high quality hot & cold\* beverages. Finished in ebony gloss the angular design provides a stunning look which will compliment any environment.

The patented in-touch selection system incorporates large icon buttons which are akin to many consumer electronic devices, making drink selection simple and quick.

The wallpaper graphic system with LED backlighting allows the machine to be transformed for different environments. There are three standard wallpapers to choose – warm espresso, cool mono or Iconic. The panel can also be customised.

NEO is available in five different specifications (instant, single fresh brew tea, double fresh brew, triple fresh brew and bean to cup). The varied menu includes continental coffee blends directly from the bean, fresh leaf teas, the finest freeze dried coffees and indulgent hot chocolate drinks. Using the in-touch system the consumer can fully customise the drink, altering the amount of milk / sugar and varying the strength of tea or coffee.

The consumer experience is further enhanced with a large open serving area which is LED backlit\*, displaying the drink when it is prepared.

Once perfected the selection process can be enhanced by using the Neo Quick Code facility. This provides the user with a unique code for their optimum beverage which can be entered using the quick code function.



*\*cost option*

## In-Touch User Interface


Incorporating patented technology the selection system on the Neo range provides a simple icon driven user interface, making it simple to select the required drink - touch & go.





- **Easybrew® technology** – providing perfect coffee and fresh leaf tea
- **Wallpaper graphic system** – transform NEO with a range of wallpapers to compliment any environment
- **I-Detect system** – The I-Detect system ensures that a cup is dispensed every time or your money back! I-Detect also allows you to place your own cup which is automatically detected
- **Large open LED lit\* serving area** – Enhances the user experience providing full view of your perfect beverage with LED lighting
- **Jug facility** – Provides freshly prepared coffee and tea for those all-important meetings
- **Cup choice** – Neo is available to dispense different cup types and sizes, plastic, paper and even 12oz take away style paper cups
- **Text Alert** – simple system to allow real time reporting of machine issues, reducing down time and improving the customer experience
- **Payment solutions** – Neo is equipped to support various payment technologies including coins and cashless

*\*cost option*



## Neo Environmental Benefits

The Neo beverage machine incorporates the most advanced energy saving mode available, saving up to 30% in energy consumption.

Most systems rely on the machine having a specific time period set to enter a shutdown or economy mode. The Neo has inbuilt learning technology which monitors usage and automatically alters the shutdown or economy mode time periods.


**Energy Learn®** Uses the selection system to detect usage

**Energy I-Detect®** An advanced movement sensor detects a user on approach to the machine



- First machine manufacturer to have machine independently tested to the EVA-EMP standard;
- Consumes just 86 watt hours / hr
- 90% of the Neo hot beverage machine is recyclable at the end of life
- Paperless brewing system, no paper waste
- Cup sensor allows use of own cup reducing plastic and paper cup usage





# Neo Snack & Drinks Machines



Shown in Neo ebony gloss finish

## Palma H

Available in the four configurations detailed below the Palma H has a specification to suit all requirements.

Supplied in a dual zone format the Palma H is able to dispense cold drinks as well as a range of sandwich and food products\*.

## Palma B

Offering complete flexibility the Palma B can dispense chilled cans and bottles at the single press of a button.

A+ ENERGY RATED

LED LIGHTING

I-DETECT  
GUARANTEED VEND

INOX PRICING  
SYSTEM

GLO SHELF  
DIVIDERS



CONFIGURATIONS

Palma H70ST

Shelf A	10	10	10	Crisp		
Shelf B	10	10	10	Crisp		
Shelf C	10	10	10	Crisp		
Shelf D	10	10	10	Crisp		
Shelf E	19	15	15	15	11	Candy
Shelf F	19	15	15	15	11	Candy

Palma H70DT

Shelf A	10	10	10	Crisp		
Shelf B	10	10	10	Crisp		
Shelf C	19	15	15	15	11	Candy
Shelf D	19	15	15	15	11	Candy
DUAL TEMPERATURE						
Shelf E	5	5	5	5	5	Bottles 0.50
Shelf F	5	5	5	5	5	Cans 0.33

Palma H87ST

Shelf A	10	10	10	10	Crisp		
Shelf B	10	10	10	10	Crisp		
Shelf C	10	10	10	10	Crisp		
Shelf D	19	19	15	15	15	11	Candy
Shelf E	19	19	15	15	15	11	Candy
Shelf F	19	19	15	15	15	11	Candy

Palma H87DT

Shelf A	10	10	10	10	Crisp		
Shelf B	10	10	10	10	Crisp		
Shelf C	19	19	15	15	15	11	Candy
Shelf D	19	19	15	15	15	11	Candy
DUAL TEMPERATURE							
Shelf E	5	5	5	5	5	5	Bottles 0.50
Shelf F	5	5	5	5	5	5	Cans 0.33

Palma B5

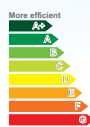
0	0	0	0	0	CANS
3	3	3	3	3	CANS
3	3	3	3	3	CANS
3	3	3	3	3	CANS
3	3	3	3	3	CANS
Capacity	Capacity	Capacity	Capacity	Capacity	
60	60	60	60	60	
2 Deep	2 Deep	2 Deep	2 Deep	2 Deep	
Total Cans 300					

Palma B6

0	0	0	0	0	CANS
3	3	3	3	3	CANS
3	3	3	3	3	CANS
3	3	3	3	3	CANS
3	3	3	3	3	CANS
Capacity	Capacity	Capacity	Capacity	Capacity	
108	108	108	108	27	
4 Deep	4 Deep	4 Deep	4 Deep	1 Deep	
Total Cans 513					

\*special configurations available on request

Bottle configurations also available



### GREEN CREDENTIALS

- A+ Energy rated
- LED low energy lighting
- Super insulation properties